



User Information and Update Guide

How to Select and Apply the Labelling Updates Released for MassHunter Software

Purpose

The purpose of this guide is to help you select the correct service pack or hotfix needed to update the labeling of those MassHunter software products that use certain spectral databases and/or library products which you may have installed on your data acquisition and processing computer and to ensure that you are informed of the appropriate product labeling for the databases and/or library products, namely:

- G3335AA MassHunter Acquisition for QQQ LC/MS
- G3335AA MassHunter Quantitative Analysis
- G3336AA MassHunter Qualitative Analysis
- G3336AA MassHunter PCDL Manager
- G2211AA MassHunter MetaboliteID
- MassHunter Molecular Structure Correlator (Available on the MassHunter LC/MS Supplemental Disk)

Once the service pack or hotfix is applied to the MassHunter product the splash screen will now display the details shown in Figure 1 when launched as well as in the *Help | About* dialog box. None of these updates impact the performance of software products.



Figure 1: Updated labelling of MassHunter Products which use certain spectral database/library products.



How to Use This Document

Use the table and flow charts in this guide to select which service pack or hotfix to apply based upon the versions of MassHunter software (Acquisition for QQQ LC/MS, Quantitative Analysis, Qualitative Analysis, PCDL Manager, MetaboliteID, and Molecular Structure Correlator) you have installed on your computer.

These steps will guide you through:

1 Locating the software updates.

2 Determining which updates to install.

3 Installing the required updates.

1 Locate the software updates.

- a. All updates are available as a single .zip file on the Agilent website:
<http://www.agilent.com/en-us/support/masshunter-hotfixes>. Select the link for **Complete Set of Service Packs Hotfixes for MassHunter Label Update**.
- b. Previous Service Packs are available on SubscribeNet – <http://agilent.subscribenet.com>.

2 Determine which updates to install.

Refer to Table 1 on the next page. Find the software and version you have installed in the first and second column. Then install the update(s) specified in the third column. For quick reference, flowcharts have been provided in the Appendix of this document.

3 Install the required updates.

- a. For all .EXE based installers, right-click on the installer and choose **Run as Administrator**. Follow the on-screen instructions.
- b. For all .MSI and .MSP based installers, simply double-click to launch the installer. Follow the on-screen instructions.

Once the service pack or hotfix is installed you can check that the splash screen has been updated by launching the software then go to Help > About. You'll see the new label in the lower left-corner as shown in Figure 1.

If you have any questions, please contact the Agilent Online Technical Support group at 800-227-9770, option 3, then 2 or your local Agilent representative.



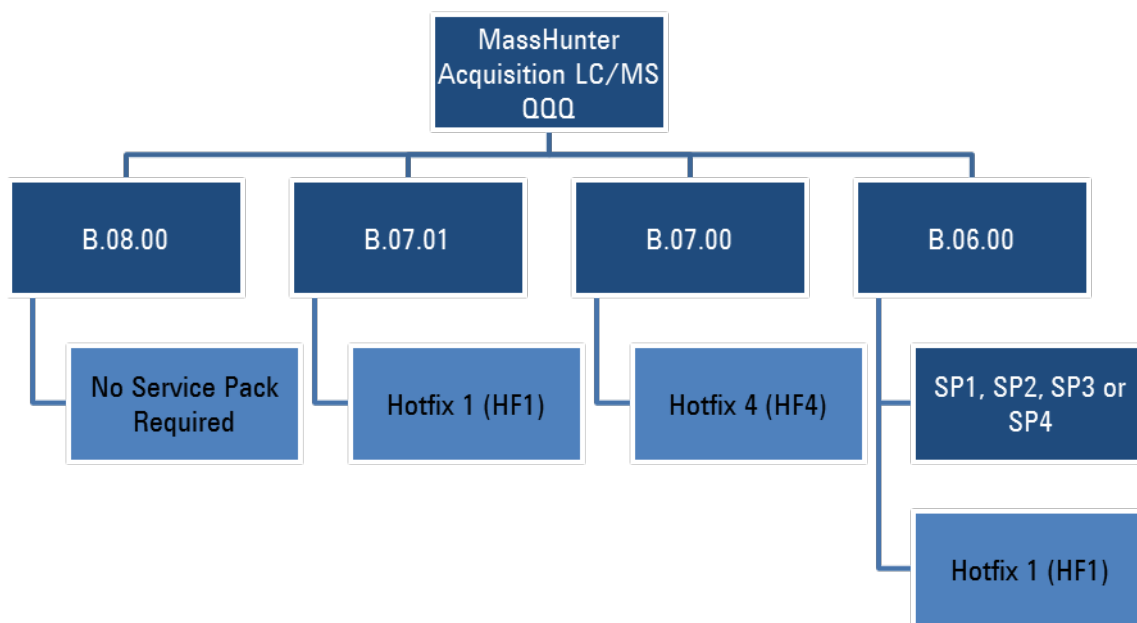
Table 1: Update Matrix for MassHunter Software

Software Product	Version Installed	Update(s) to Install	Update Location and File Name	Installer Type
MassHunter Acquisition LC/MS QQQ	B.08.00	No update required	N/A	N/A
MassHunter Acquisition LC/MS QQQ	B.07.01	Hotfix 1 (HF1)	Download Only - QQQ_B0701_HF1.exe	.EXE
MassHunter Acquisition LC/MS QQQ	B.07.00	Hotfix 4 (HF4)	Download Only - QQQ_B0700_HF4.exe	.EXE
MassHunter Acquisition LC/MS QQQ	B.06.00	Hotfix 1 (HF1)	Download Only – QQQ_B0600_HF1.exe Note: HF1 must be installed last, after any previously installed SP (1,2,3, or 4).	.EXE
MassHunter Quantitative Analysis	B.07.01	B.07.01 SP1	Download - Quant_B0701_SP01.msp	.MSP
MassHunter Quantitative Analysis	B.07.00	B.07.00 SP1	Download Only - Quant_B0700_SP01.msp	.MSP
MassHunter Quantitative Analysis	B.06.00	B.06.00 SP2	Download Only - Quant_B0600_SP02.msp Note: It is recommended, but not required to install SP1. SP1 is available on SubscribeNet.	.MSP
MassHunter Qualitative Analysis	B.07.00	B.07.00 SP2	Download - Qual_B7024.35_SP2_Installer.zip Note: It is required that SP1 be installed before installing SP2. SP1 is included on the disk and is also available on SubscribeNet.	.EXE
MassHunter Qualitative Analysis	B.06.00	Hotfix 2 (HF2)	Download Only - Qual_B.06.00_SP1_HF2.msi Note: It is required that SP1 be installed before installing HF2. SP1 is available on SubscribeNet.	.MSI
MassHunter Qualitative Analysis	B.05.00	Hotfix 1 (HF1)	Download Only - Qual_B.05.00_SP1_HF1.msi Note: It is required that SP1 be installed before installing HF1. SP1 is available on SubscribeNet.	.MSI
MassHunter PCDL Manager	B.07.00	B.07.00 SP2	Download - PCDL_B7024.35_SP2_Installer.zip Note: It is required that SP1 be installed before installing SP2. SP1 is included on the disk and is also available on SubscribeNet.	.EXE
MassHunter PCDL Manager	B.04.00	Hotfix 1 (HF1)	Download Only - PCDL_B.04.00_SP1_HF1.msi Note: It is required that SP1 be installed before installing HF1. SP1 is available on SubscribeNet.	.MSI
MassHunter Molecular Structure Correlator	B.07.00	B.07.00 SP1	Download - MolecularStructureCorrelator_B.07.00_SP1_Installer.zip	.MSP
MassHunter Molecular Structure Correlator	B.05.00	Hotfix 1 (HF1)	Download Only - MolecularStructureCorrelator_B.05.00_HF1_Installer.zip	.MSP
MassHunter MetaboliteID	B.04.00	Hotfix 1 (HF1)	Download Only - MetID_B.04.00_HF1.msi	.MSI

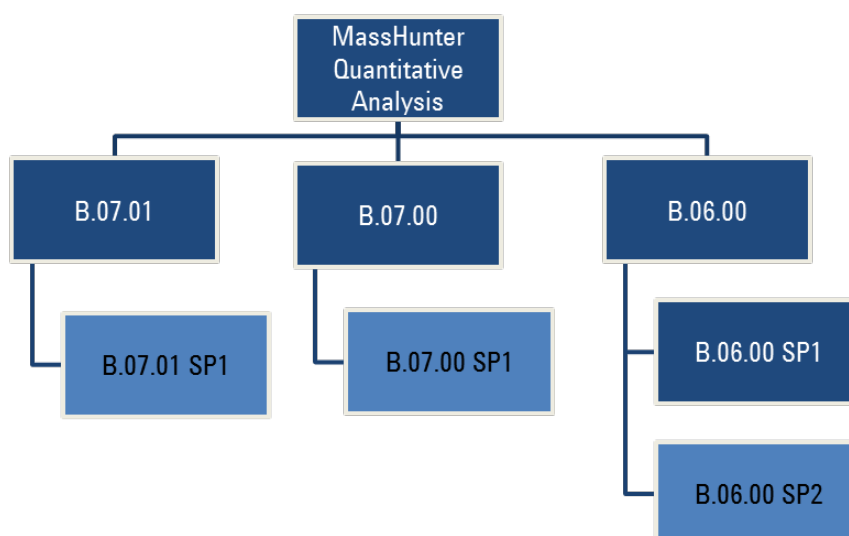


Appendix

Flowchart 1: Versions of MassHunter Acquisition for QQQ LC/MS with the service pack or hotfix to apply depending on version installed

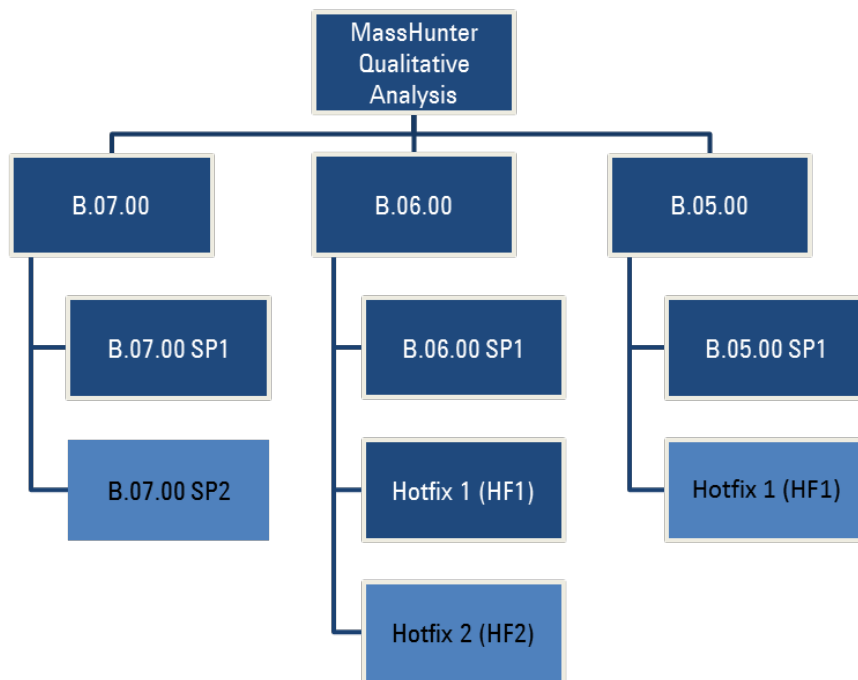


Flowchart 2: Versions of MassHunter Quantitative Analysis with the service pack or hotfix to apply depending on version installed

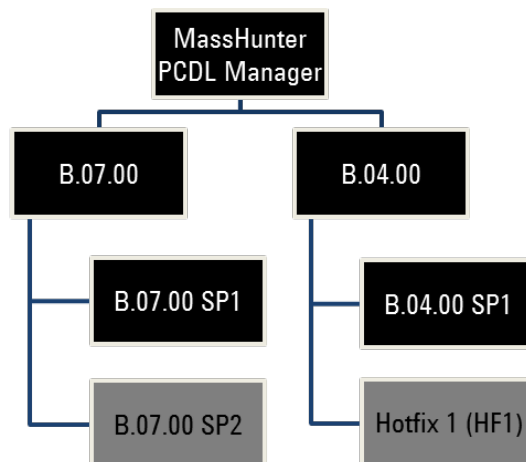




Flowchart 3: Versions of MassHunter Qualitative Analysis with the service pack or hotfix to apply depending on version installed

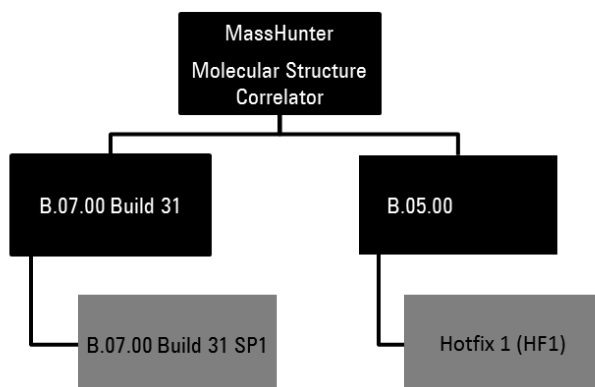


Flowchart 4: Versions of MassHunter PCDL Manager with the service pack or hotfix to apply depending on version installed





Flowchart 5: Versions of MassHunter Molecular Structure Correlator with the service pack or hotfix to apply depending on version installed



Flowchart 6: Versions of MassHunter Metabolite ID with the service pack or hotfix to apply depending on version installed

